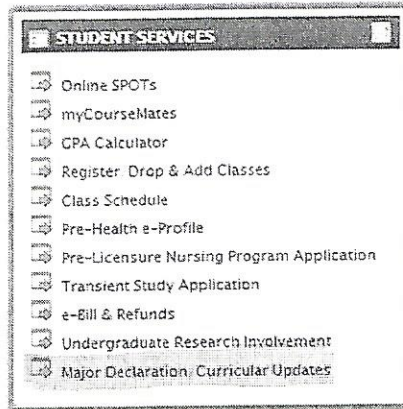


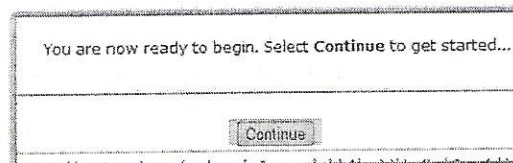
How to Declare a Cluster

1. Log in to MySeaport

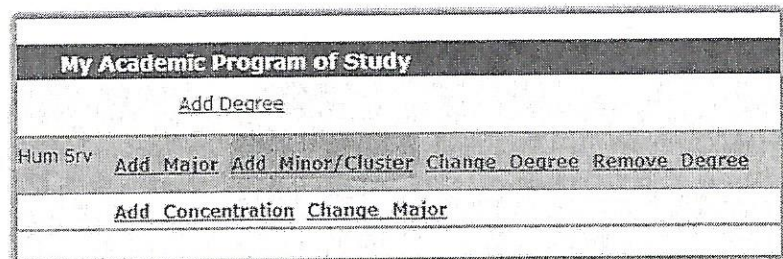
2. Under the "Academics" tab, click on "Major Declaration/Curricular Updates" on the left side of the screen.



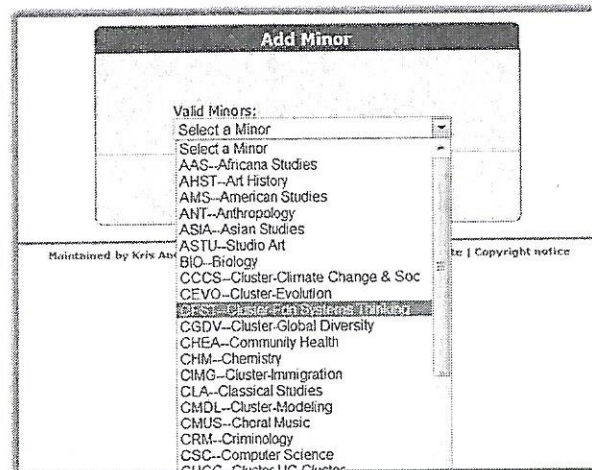
3. Click "Continue"



4. Click "Add Minor/Cluster"



5. Choose desired cluster.
The Foundations for Systems Thinking ("CFST-Cluster-Fdn Systems Thinking") cluster is recommended for Business majors.



6. Click "Add Minor"

